

Kohl Open Elementary

Comprehensive Academic Report

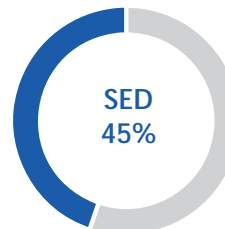
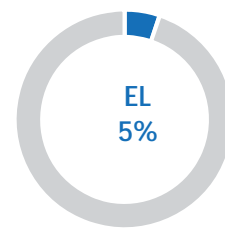
Stockton Unified School District

July 2018

Demographics

2017-2018

Enrollment		232
Race/Ethnicity		
American Indian	1%	
African American	8%	
Asian	3%	
Filipino	2%	
Hispanic	54%	
Pacific Islander	0%	
White	25%	
Two or More	7%	
Not Reported	0%	

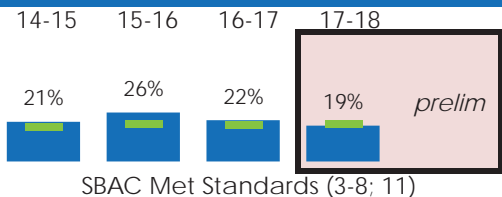


Legend ** Embargoed --- No Data * Data Suppressed
 Preliminary School District State
 N, % = School

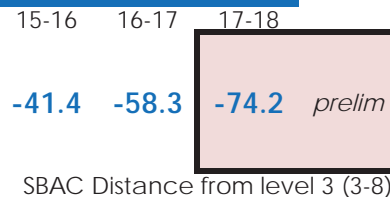
Student Learning

Mathematics

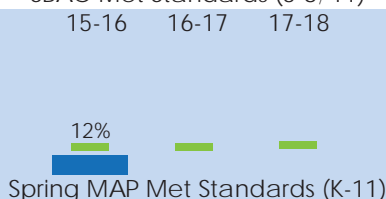
SBAC Met Standards



SBAC DF3



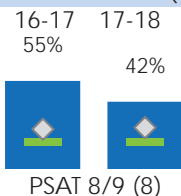
MAP Growth Met Standards




MAP Growth Met Target



PSAT 8/9 Benchmark

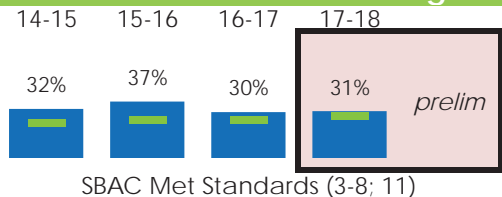


PSAT NMSQT Benchmark

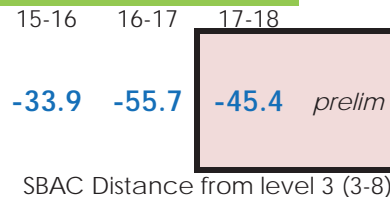


English Language Arts

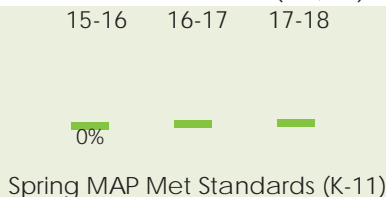
SBAC Met Standards



SBAC DF3



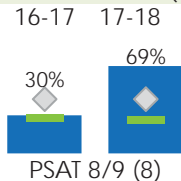
MAP Growth Met Standards




MAP Growth Met Target



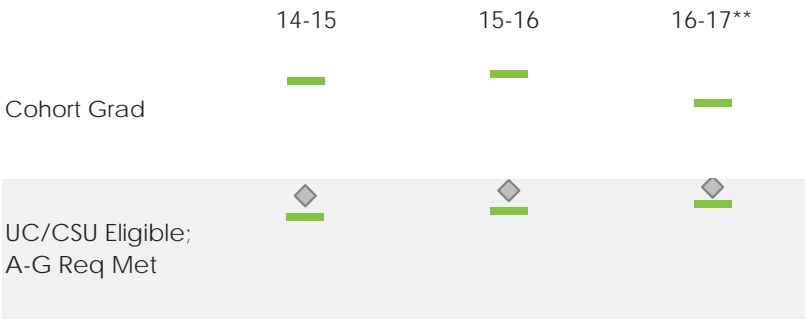
PSAT 8/9



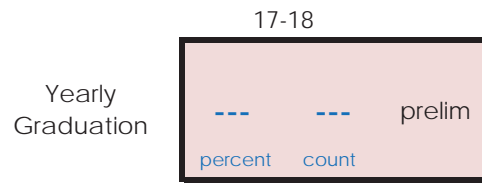
PSAT NMSQT



Cohort Graduation



Yearly Graduation



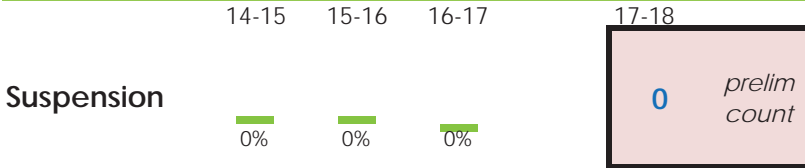
Advanced Placement

	Course Complete		Exams Taken		Exams Passed	
	School	SUSD	School	SUSD	School	SUSD
16-17	---	94%	---	84%	---	19%
17-18	---	94%	---	85%	---	16%


Earned Credits (Graduates)

	Kohl	Stockton USD
15-16	---	263
16-17	---	261
17-18	---	259

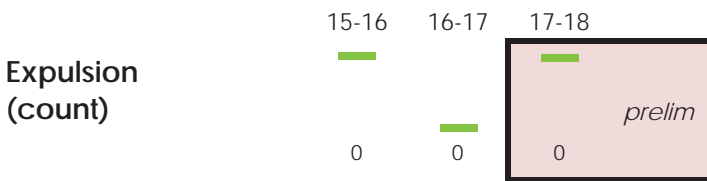
Discipline



Attendance



Expulsion (count)



English Learners

